



PARKING IN THE CITY



CITY OF
ADELAIDE

TABLE OF CONTENTS

INTRODUCTION	3
UPARK CITY CAR PARKS	3
SIGNS THAT ARE EASIER TO READ	3
COMMON SIGNS	4
NO STOPPING	5
NO PARKING	5
BUS ZONE	5
LOADING ZONE	6
PERMIT ZONE	8
DISABLED SYMBOL	8
PERMISSIVE PARKING ZONE	8
TIME LIMIT PARKING ZONE	8
TICKET PARKING	9
TEMPORARY PARKING	10
MULTIPLE SIGNS	10
ROAD MARKINGS	10
PARALLEL PARKING	10
MOTOR CYCLE PARKING	11
ANGLE PARKING	11
WHERE NOT TO PARK	11
FURTHER OFFENCE	12
VEHICLE MOVEMENT	12
WHEN THE OWNER IS NOT THE DRIVER	12
WHAT ABOUT AT NIGHT AND WEEKENDS?	12
RUNDLE MALL AND JAMES PLACE	12
HOSPITALS AND PARKING	13
GENERAL INFORMATION	13
HOW WELL DO YOU KNOW THE AUSTRALIAN ROAD RULES	14

INTRODUCTION

The City of Adelaide has many on-street parking facilities located throughout the City to cater for the needs of the motoring public.

The on-street parking controls are designed to maximise the use of the available space and to give, in as fair a way as possible, some degree of reasonable parking facilities to the majority of motorists.

The Council endeavours to provide parking controls which maintain road safety and traffic flow, while also best provide for the sometimes conflicting requirements of businesses, visitors and residents.

Within South Australia parking is controlled by the combination of the *Australian Road Rules 1999*, the Road Traffic Act 1961 and Regulations made under that Act.

This information has been produced to assist you, the motorist, to understand these parking controls and to help you to make the most suitable parking arrangements when visiting the City.

This is Council's interpretation of the Legislation and is intended only for information and not as legal advice.

For further advice and assistance contact the City of Adelaide Customer Centre on 8203 7203 and speak to one of our customer service staff or parking and information officers.

UPARK CITY CAR PARKS

The City of Adelaide has a network of car parks offering flexible services tailored to commuter needs, including "early-bird", casual and reserved parking. Please click on the following link to view UPark information:

upark.com.au



SIGNS THAT ARE EASIER TO READ

Parking control signs Australia wide must comply with the Australian Standard. These signs use symbols instead of words, and the larger letters and numbers indicate the times and days parking limits apply. These signs are designed to be easily read while a vehicle is moving.

Roadside trees may obscure signage so it is always advisable to look carefully for parking information signs before leaving your vehicle. If you wish to report signs which are difficult to see, please phone the City of Adelaide Customer Service Centre on 8203 7203.

COMMON SIGNS & ROAD MARKINGS

COMMON SIGNS

NO STOPPING

The NO STOPPING symbol means you are not permitted to stop unless traffic conditions require it (e.g. in a queue of traffic). These zones are created mainly for road safety.

During peak traffic periods NO STOPPING signs apply in some ticket and other parking areas. It is the responsibility of the motorist to comply with the signs during these hours.

NOTE: According to the Supreme Court of South Australia driving a vehicle backwards and forwards in a No Stopping Zone while waiting (e.g. to pick up a passenger) amounts to "STOPPING".

NO PARKING

The NO PARKING symbol means you may stop for a maximum of two minutes and the driver must be no more than three metres from the vehicle.

Some NO PARKING signs do not apply for certain vehicles (e.g. emergency services). In these cases the excepted vehicles may stop for an unlimited period.

To assist clearly marked taxis, couriers, delivery and service vehicles to support businesses in the city, Council has introduced the following guidelines:

Clearly marked taxis, couriers, delivery and service vehicles are permitted to utilise 'NO PARKING' zones while picking up or dropping off passengers, or loading or unloading, for a maximum of 30 minutes.

These vehicles must have a business name, company name or courier sign that is:



- placed on both sides of the motor vehicle body (with or without other words or symbols)
- for motorcycles, placed on both sides of the rear; and
- has letters at least 50mm high which can be read from a distance of 5 metres.

Permanent adhesive signs are permitted. Signs placed on windows or roof racks are not acceptable.

BUS ZONE

A vehicle must not park in a BUS ZONE within the City of Adelaide area unless the vehicle is a public bus.

NOTE: "Public Bus" is a bus engaged in regular passenger services under Passenger Transport Act 1994.



COMMON SIGNS

LOADING ZONE

Vehicles that can use a LOADING ZONE:-

(a) A Commercial Vehicle that is dropping off, or picking up, goods is permitted to stop in a loading zone for a maximum of 30 minutes (unless another time is indicated).

(b) A Non-Commercial Vehicle is permitted to stop in a loading zone if the vehicle is dropping off, or picking up, goods that are difficult to handle because of their weight or size. Non-Commercial Vehicles may utilise the zone for as long as is indicated on the signs (usually 10 minutes) unless the signs state the zone is for commercial vehicles only.

(c) A Taxi that is dropping off, or (having been hailed or summoned for the purpose) picking up, passengers is permitted to stop in a loading zone provided that the driver does not leave the taxi unattended (unless the signs state the zone is for commercial vehicles only).

(d) A Public Bus that is dropping off, or picking up, passengers (unless the signs state the zone is for commercial vehicles only).

EXAMPLE ONE


Commercial Vehicles can utilise this zone for up to 30 minutes and non-commercial vehicles for up to 10 minutes.

EXAMPLE TWO

Only commercial vehicles can use this zone for up to 30 minutes.

NOTE: "Commercial Vehicle" means a motor vehicle constructed solely or mainly for the carriage of goods (including a vehicle of the kind commonly called a utility, but excluding a vehicle of the kind commonly called a station wagon or station sedan).

The times that Loading Zones operate are similar to Parking Zones, i.e. they may cease to operate during peak traffic periods or change to No Parking, No Stopping or Bus Zones.



Here are some examples of vehicles which are entitled to be parked for a maximum of 30 minutes in Loading Zones.

1. ANY SIZED TRUCK



2. A UTILITY



3. A PANEL VAN



4. A 'TRAY TOP' OR 'FLAT BED' UTILITY



Here are some examples of vehicles that are only entitled to a maximum of **10 minutes** in Loading Zones.

1. A SEDAN



2. A STATION WAGON



Any other vehicle which is classified as a station wagon by Service SA is restricted to 10 minutes maximum regardless of the purpose for which it is used, for example:

1. ANY FOUR WHEEL DRIVE



2. ANY 'PEOPLE MOVER' VEHICLE



3. ANY SMALL RECREATIONAL VEHICLE



Vehicles are classified by the category as registered with Services SA. Therefore, even if you register a station wagon as a 'commercial vehicle' for insurance purposes, it is still classified as a non-commercial vehicle for the purposes of the parking legislation.

COMMON SIGNS

PERMIT ZONE

This area is only for vehicles correctly displaying a valid permit issued or recognised by the Council for that zone.

NOTE: Holders of a Disability Parking Permit are NOT entitled to park in a Permit Zone unless the sign is accompanied by a disabled person's symbol.

DISABLED SYMBOL

DISABLED SYMBOL: Areas displaying the DISABLED SYMBOL either on the signs or by road markings displayed in car parks means that only vehicles displaying a current Disability Parking Permit issued under Part 3D of Motor Vehicles Act 1959 and driven by or carrying the disabled person may use the parking space. NOTE: When a time limit is included on the signs, this is the maximum amount of time a vehicle may remain parked. There is no time extensions for vehicles displaying a Disability Parking Permit in areas displaying a DISABLED SYMBOL.

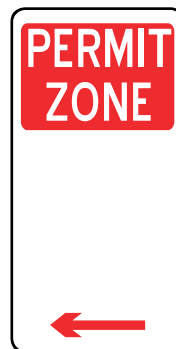
There are also DISABLED SYMBOLS displayed in many off-street car parks. These spaces are located near the lifts in all City of Adelaide UPark car parks.

Enquiries about disabled person's concessions for these car parks may be made by calling our Customer Service Centre on 8203 7203.

NOTE: The holder of a Disability Parking Permit must comply with all parking conditions. Where a concession applies, it is referred to in the appropriate section of this guide.

Holders of a Disability Parking Permit are allowed other certain concessions

- Additional time in any ticketed and non-ticketed parking spaces.
 - I. If the time limit is under 30 minutes, then for 30 minutes
 - II. If the time limit is 30-60 minutes, then for 2 hours, or
 - III. If the time limit is 2 hours or greater, then for double the time limit.
- If parking in a ticket parking space the customer is not required to purchase a ticket. (Please be aware that customers must purchase a ticket if parking in a UPark or off-street car park). This is a policy of the City of Adelaide and is valid only for Adelaide and North Adelaide. For other areas, the caller will need to contact individual Councils.



NOTE – The holder of a Disability Parking Permit must comply with all parking conditions. Disability Parking Permits do not provide any concession or exemption in zones where parking is prohibited, including Taxi Zones, Bus Zones, No Stopping and No Parking Zones.

COMMON SIGNS

TIME LIMIT PARKING ZONE:

TIME LIMIT PARKING ZONE: A time limit may be stated on Permissive Parking signs. This enables anyone to use the available parking space for a set period instead of one vehicle parking for a maximum period of 24 hours (all day). The limited time is shown by a number beside the letter 'P' symbol

For example:

- **1P** means one hour parking;
- **1/2 P** means half hour parking.
- **P – 10 minutes** means 10 minutes parking (this appears where the limit is very short word MINUTE with the number may appear under the 'P' symbol)

TICKET PARKING

TICKET PARKING: Parking by purchase of a TICKET from a PARKING TICKET MACHINE is used for street parking and some car parks.

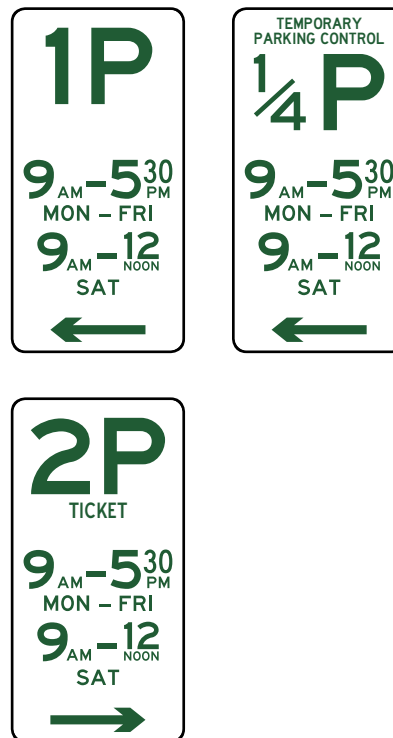
Parking tickets must be displayed on the passenger side (i.e. side nearest the kerb) inside the windscreen of the parked vehicle, or if the vehicle does not have a windscreen, in some other prominent position. The ticket must be clearly visible from the footpath. Any instructions on the sign, ticket or ticket machine must be obeyed.

Many ticket machines now accept credit cards. However, drivers should always carry sufficient change for the machines. If credit card payments are unsuccessful, drivers are required to make payments by coin. Vehicles should not be left parked while seeking change for the ticket machine from nearby stores or other outlets. No change is given.

If making payment by CREDIT CARD, select the 'card payment' button, then insert the card. The display will automatically indicate the amount required to purchase the maximum time available for the zone. You can use the + or – to adjust the amount. The 'cancel' button can be pressed at any time to exit the transaction. Ensure the amount on the display is correct before pressing the 'confirm' button to process the payment.

If making payment by COIN, the expiry time of the ticket is displayed on the visual display panel as each coin is inserted. If sufficient time has been purchased the green or 'accept' button should then be pressed.

If a coin fails to register, the 'cancel' button should be pressed for a total refund and the process repeated. If an overpayment has been made, the machine will give you



an option to either 'accept, or 'reject' for the money to be returned. Over payments will not give additional time.

A ticket may only be purchased from the machine allocated to your particular zone (different zones have different time limits).

Where time limits apply it is an offence to park your vehicle beyond the specified time limit even if further tickets are purchased (i.e. feeding the meter). Should more than one ticket be purchased within the specified time limit, then each ticket should be displayed.

EVENT PARKING

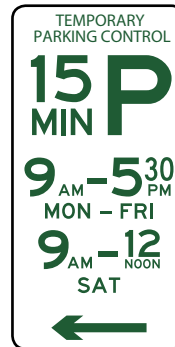
Event Parking Controls come into operation to manage on-street parking during events at Adelaide Oval. These Controls are implemented within a 1.2 kilometre radius of Adelaide Oval and aim to maintain parking for Residents, Businesses, Retailers, Hospitals, and Sport /Park Lands users. The two hour parking restriction is indicated by the words '2P Event Parking' on the signs covering the relevant zones. These signs operate in conjunction with large 'Event Parking' Advisory signs displaying the upcoming Event date and times that have been installed at all entry points into North Adelaide. These signs are updated to notify of the forthcoming event and the times the parking restrictions are in effect. During the times and dates indicated on the large 'Event Parking' signs, all signs which display the words '2P Event Parking' apply.

To receive event parking information and last minute updates through your mobile phone and/or email please register your details at www.cityofadelaide.com.au/smartparking

COMMON SIGNS

TEMPORARY PARKING CONTROL


Temporary Parking Control signs are used when temporary conditions are necessary (e.g. parades or roadworks). These signs will override any other signs in the area. No changes to any existing road markings occurs.



MULTIPLE SIGNS

MULTIPLE SIGNS state different restrictions or conditions which apply at certain times of the day or night. All restrictions or conditions are located on the same panel. Each section must be read in conjunction with the other sections.

NOTE: Occasionally sign posted zones are interrupted by driveways, entrances, laneways or fire hydrants/plugs. Additional signs or road markings are not required under the legislation and are only installed if the zone is of sufficient length to warrant their placement. Motorists have a responsibility when parking to check for these items as well as any restrictions or conditions on both parking control signs and/or road markings that apply to the zone.



ROAD MARKINGS

Lines may be painted on roads to emphasise restrictions or conditions as stated on parking control signs.

Where parking bays are marked in car parks or on the road surface, parking is only permitted completely within these bays.

Certain areas have mandatory restrictions and must be kept permanently clear of stationary vehicles. No signage is necessary for these areas, however, solid yellow 'NO STOPPING' road markings may be placed on the road to remind the public (e.g. at traffic lights). These have the same effect as if the area had signs stating 'No Stopping Zone'.

Where signs are present to indicate a restriction or requirement, they take precedence over any road markings which may be present.

PARALLEL, MOTORBIKE & ANGLE PARKING

PARALLEL PARKING

All vehicles must be parked parallel to the kerb UNLESS the signs and/or road markings indicate angle parking is required.

All parallel parked vehicles must face the same direction as the moving traffic on that side of the road – this is called ‘the lawful direction’. To ensure a clear passage for moving traffic, parallel parked vehicles (other than motor cycles) must have both kerbside wheels as close as practicable to the kerb.

MOTOR CYCLE PARKING

When parallel parking at least one wheel must be as near as practicable to the kerb.

When angle parking is indicated a motor cycle must park within the bay with either wheel as close as possible to the kerb.

ANGLE PARKING

Vehicles must park at the angle shown on the sign or lines painted on the road. In 45° or 60° spaces the front wheel must be as close as possible to the kerb. When the angle is 90° the vehicle may be parked facing either direction.

VEHICLES MUST NOT REVERSE INTO 45° or 60° ANGLE PARKING BAYS. This inconveniences other drivers and can hold up the flow of traffic.

PARALLEL PARKING



MOTOR CYCLE PARKING



ANGLE PARKING



WHERE
NOT
TO PARK

WHERE NOT TO PARK

YELLOW EDGE LINE

Stopping on the side of a road marked with a continuous YELLOW EDGE LINE is not permitted under any circumstances. These road markings are created mainly for road safety.

DOUBLE PARKED

DOUBLE PARKED between a parked car and the centre of the road. This is an offence even if you are sitting in the vehicle with the motor running.

DRIVERWAY OR ENTRANCE

Obstructing any DRIVERWAY or ENTRANCE. Any vehicle parked which is obstructing the access of another vehicle may be towed away.

INTERSECTION

Within 10 metres of an INTERSECTION without traffic lights must be kept clear so other road users have a clear view when approaching and leaving.

Within 20 metres from an INTERSECTION at which traffic lights are installed.

PEDESTRIAN CROSSING

On or within 20 metres of the approach or 10 metres of the departure side of a PEDESTRIAN CROSSING (this includes school crossings) regardless of whether there are any signs or lines.

BUS STOP

Within 20 metres before a BUS STOP or 10 metres after, or any sign stating HAIL BUS HERE.

BRIDGE OR CULVERT

On any BRIDGE or CULVERT.

PUBLIC PLACES

On the CITY OF ADELAIDE PARK LANDS, SQUARES and PUBLIC PLACES.

FIRE HYDRANT

Within one metre of a FIRE HYDRANT or FIRE PLUG. Fire plugs are indicated by a white post with a red cap adjacent to the kerb.

FOOTPATH

On a FOOTPATH which is the area from the kerb to the property boundary, this includes lawns and gardens. A FOOTPATH also includes footway, lane or other place made or constructed for the use of pedestrians and not for the use of vehicles. The section of footpath which enables access to premises is part of the footpath and is not available for parking.

TRAFFIC ISLAND

On any TRAFFIC ISLAND however marked (e.g. roundabout, median strip etc.). A traffic island includes a portion of the road which protrudes from the footpath and is designed to regulate the flow of traffic or divides or marks the end of a zone.

NOTE: It is also an offence to park alongside a traffic island unless signs or road markings advise to the contrary.

IMPORTANT INFORMATION

GENERAL INFORMATION

1. Parking and Information Officers can place erasable marks on tyres. It is an offence to erase these marks without lawful authority.
2. A litter offence is committed if an Expiation Notice or other litter is left on the ground in a public place.

FURTHER OFFENCE

A vehicle which has been reported may receive additional penalties for each hour that the offence occurs.

Where the sign indicates a time limit which is less than one hour, a motorist may be reported for a FURTHER OFFENCE for each successive period of the time limit while the vehicle remains parked in the zone when the zone is in operation.

VEHICLE MOVEMENT

It is not sufficient for motorists to swap places with each other at regular intervals and park all day in time limit Parking Zones. Vehicles must be moved away from the time limit area. This enables more motorists to use the available parking spaces.

RECEIVED AN EXPIATION NOTICE WHEN YOU WERE NOT THE DRIVER?

The driver of a motor vehicle is primarily responsible for any parking expiations and all motor vehicle owners are given the opportunity of providing the Council with a Statutory Declaration giving full details of the driver at the time each expiation was committed.

Should the driver not be identified as the owner (e.g. if full name and address is not supplied) then the owner of the motor vehicle may be liable for the expiation under the terms of the legislation.

I have sold the vehicle.

The parking expiation has been issued to you because you are the last registered owner of the vehicle according to Service SA records, or the Council has received a statutory declaration from a previous owner advising that they sold the vehicle to you.

You can provide a statutory declaration to the Council advising the full name and address of the purchaser of the vehicle together with the date you disposed of the vehicle.

NOTE: When selling a motor vehicle, the seller is required by legislation to complete the disposal notice on the back of the registration certificate and forward it to Service SA within 14 days of the sale.

If the seller has not complete the disposal notice or retained the details of the purchaser, you may be held responsible for the parking expiations.

WHAT ABOUT AT NIGHT AND WEEKENDS?

Seven day trading has operated for many years in the City and some restrictions apply all day and all night. For example, certain areas have special restrictions which apply between 7pm and 7am daily, and there are residential Permit Zones throughout the City and North Adelaide which apply either at all times or outside normal business hours.

These restrictions are enforced after hours in the interest of safety and for the benefit of residents.

RUNDLE MALL AND JAMES PLACE

All vehicular traffic except for emergency vehicles are prohibited in the Mall and northern half of James Place at all times without a Permit In practice, bicycles are allowed in the Mall provided they are not ridden and do not cause a nuisance or obstruction to pedestrians. Permits may be for any duration of time, from a single entry of say one hour up to a maximum of 12 months and are required to be displayed on the vehicle.

Permits are subject to a number of conditions and are obtainable from the Administration Officer, Rundle Mall Management Authority 2nd Floor, 7 James Place, Adelaide 5000, Telephone 8203 7200. The conditions are strictly enforced by our Parking & Information Officers and Rundle Mall Security Officers.

Access to the northern half of James Place is prohibited other than from Rundle Mall. Vehicles with a current Rundle Mall Permit must not be in or pass through Rundle Mall or James Place after 10.30 am.

NOTE: It is a popular misconception that Commercial Vehicles are allowed access to the Mall without Permits provided they leave by 10am. IT IS REITERATED THAT NO ACCESS TO THE MALL OR NORTHERN HALF OF JAMES PLACE IS PERMITTED FOR VEHICLES AT ANY TIME WITHOUT PERMITS. Offenders are frequently prosecuted.

HOSPITALS AND PARKING

We are aware of the trauma and distress involved when relatives (particularly children) have to be taken to hospital. However, we also have a responsibility to ensure that road safety and access is maintained. For this reason, parking in the vicinity of the hospitals is restricted.

At present, most private hospitals within the City of Adelaide have no on-site parking facilities. However, we recommend you enquire with the hospital prior to arrival to determine if parking is available for short-term purposes. All drivers seeking parking on-street should be aware that all parking in the vicinity of any hospital is subject to time limits and other usual kerbside restrictions.

The Royal Adelaide Hospital has on-site parking facilities for patients and visitors. For further information concerning this Hospital, you may wish to refer to www.rah.sa.gov.au. This website includes a map which indicates the locations and access routes to parking facilities. If you are in an emergency situation, appropriate parking should be sought in the grounds.

There are a number of other car parks near this Hospital. UPark on Frome Street near the junction with North Terrace and the Wilson Car Park is opposite. Others close by are Centrepoint, above Target on the north eastern corner of Rundle and Pulteney Streets and Rundle UPark which is opposite (above Hungry Jacks).

The Women's & Children's Hospital in North Adelaide has two car parks available for use by the public. The Kermode Street Car Park is on the western side of Kermode Street, opposite the entrance. An hourly rate applies. The Rogerson Car Park is in the basement of the Hospital and can be accessed from Brougham Place via the Emergency Department roadway. You may wish to refer to the hospital's map and parking information on www.wch.sa.gov.au.

On-street parking (mainly 1 and 2 hour time limit and ticket parking zones) is available around the hospital however the demand for vacant space often exceeds availability. Parking on Sir Edwin Smith Avenue is subject to Bus and NO STOPPING restrictions at certain hours as this roadway is part of a major traffic thoroughfare into and out of the city. Therefore it is essential that you read all the information on the signs to determine if the zone is suitable for your purposes, considering that many appointments and medical matters may be delayed or extended beyond even the most reasonable expectations. There are also a number of 10-hour parking zones in North Adelaide within a reasonable walking distance of the Hospital.

Consideration to cancelling Expiation Notices can only be provided if they were incurred as the immediate result of a serious medical emergency, and you can provide official documentation confirming this. We will not cancel Expiation Notices if they were incurred as the result of a delay or extended appointment or attendance. Therefore, drivers should seek parking which is suitable for their purposes, even if this involves parking further away or using an off-street car park.

HOW WELL DO
YOU KNOW THE
AUSTRALIAN
ROAD RULES

HOW WELL DO YOU KNOW THE AUSTRALIAN ROAD RULES

- 1. Q** Can I park on the grass verge outside my home?

A No. It's illegal to park on a verge.
 - 2. Q** If I'm in a Parking Zone with a time limit can I move the car to a nearby parking space when the time expires so I can stay longer?

A Yes, but ONLY if the vehicle has first been removed completely from the parking area.
 - 3. Q** Am I parallel parked legally as long as the wheels of my vehicle are inside the line markings on the road?

A No. No part of the vehicle must overhang the line marking.
 - 4. Q** When can I park my car in a Bus Zone?

A Never. Not even for the purpose of the immediate setting down or picking up of a passenger.
 - 5. Q** I am the owner of a Range Rover. I wish to collect a personal computer terminal from a business in Hindmarsh Square. How long am I allowed to park in the nearest Loading Zone?

A A vehicle of the Range Rover type is a vehicle classed as a station wagon or station sedan and is excluded from the definitions of a "Commercial Vehicle" under the legislation. Such a vehicle can use a Loading Zone for the purpose of loading/unloading for such time as is indicated on the signs (usually 10 minutes) unless the signs state the zone is for commercial vehicles only.
 - 6. Q** My vehicle is registered as a Bus. Can I park in a Bus Zone?

A No. Only a Public Bus and other specially licensed vehicles under the Road Traffic Act 1961 engaged in scheduled services may park in a Bus Zone. See the comments under the Bus Zone section.
 - 7. Q** I was sitting in my car with the engine running in a Loading Zone talking on my mobile phone. I was furious to get a parking ticket. Surely the Parking Officer had no right to book me in these circumstances?

A The Parking and Information Officer correctly reported your vehicle. Waiting is not permitted in a Loading Zone.
 - 8. Q** I parked in a Ticket Parking Zone with a valid ticket displayed on the driver's side of the dashboard of my car. When I returned to the vehicle I saw a Parking Officer issuing an Expiation Notice. When I asked why, she said she could not read the ticket from the passenger's side of the vehicle. I accept it may have been difficult to read from the footpath but did she have the right to book me?

A Yes. The ticket must be displayed on the passenger's side or side nearest the kerb and in such a position that it is readable to anyone standing on the footpath alongside the vehicle.
 - 9. Q** I parked my motorcycle well within the road markings of a parking bay. There was plenty of room for my bike even though a small car was already parked in the bay. Is it alright to do this?

A No. Only one vehicle is permitted to park in a parking bay, regardless of size.
 - 10. Q** Can I park my semi-trailer in the street all day?

A No. A long vehicle (including a car with a caravan or trailer attached) that exceeds 7.5 metres in overall length can be parked no longer than one hour, day or night, in unrestricted parking areas unless loading or unloading is taking place. Note: Long vehicles are bound by normal time restrictions in zoned areas.
 - 11. Q** I own a removal business and use a truck over 7.5 metres in length. How long can I park in:-
(a) A Loading Zone?
(b) A Parking Area with a time limit?
(c) A Parking Area without a time limit?

A (a) 30 minutes (provided loading or unloading is actively taking place).
(b) Whatever the time limit is for that zone.
(c) One hour unless it is being loaded or unloaded and is parked for no longer than such time as is necessary to complete the loading or unloading.
- Special permission can be obtained for extended parking for removal trucks in time limit zones providing the task is for less than one day. For tasks that require more than one day, Temporary Parking Controls should be considered. The cost for Temporary Parking Controls is available from the Fees and Charges Schedule or from the Customer Service Centre on 8203 7203.

- 12. Q** I sometimes attach my trailer for various purposes when I drive in the City. Together the car and trailer are over 7.5 metres in length. Does this make my car a "Long Vehicle" for the purpose of the legislation?
- A** Yes.
- 13. Q** If I park my vehicle and trailer in a Loading Zone how long am I allowed to have to load/unload under the Australian Road Rules?
- A** There are no special provisions for vehicles with trailers attached in Loading Zones. That being so, if the towing vehicle is a Commercial Vehicle the maximum time is 30 minutes. If the towing vehicle is a Non-Commercial Vehicle the maximum time is as indicated on the signs (usually 10 minutes) unless the signs state the zone is for commercial vehicles only. **IN EACH CASE VEHICLES CAN ONLY USE THE ZONE WHILE LOADING/UNLOADING IS TAKING PLACE.**
- 14. Q** My vehicle is a Long Vehicle (i.e. over 7.5 metres in length). How long can I park in an angle Parking Zone?
- A** You cannot park in angle parking bays and should find alternative parallel parking.
- 15. Q** My vehicle is a long vehicle. Am I allowed to parallel park in a Parking Zone and use more than one space?
- A** Yes. But only where parallel parking is permitted and providing you position your vehicle in the minimum number of parking bays possible.
- 16. Q** I had friends staying over the weekend. As I have car space for one vehicle only on my property, I allowed my friends to park their car on the road across the entrance to my property. As I gave them permission to obstruct my entrance, could their vehicle still be booked?
- A** Yes. The Australian Road Rules is Parliamentary legislation and only the Council has statutory power to waive them in appropriate circumstances.
- 17. Q** I parked in a 15 minute Parking Zone to collect a prescription from my doctor. I was delayed and did not return for over 45 minutes. I was horrified to see I had been given 3 Expiation Notices, one for exceeding the time limit and 2 for Further Offences. Was the Parking Officer correct in booking me that way?
- A** Yes. It is the driver's responsibility to park in an appropriate place to allow sufficient time even if their business is delayed. Further offences occur when a vehicle remains parked for successive periods of time that equal the time limit for the zone in which the vehicle is parked.
- 18. Q** My car is a utility and I understand I can park in a Parking Area where vehicle bays are marked out even if my load is overhanging the space?
- A** Correct. Providing the vehicle is positioned in the minimum number of possible bays and no part of the vehicle or load overhangs into a prohibited area.
- 19. Q** I double parked for a few seconds in Pirie Street while I dropped off my wife. I saw a Parking Officer and wondered if she could have booked me as I drove off before she could fasten an Expiation Notice on my car?
- A** There is no requirement under the Australian Road Rules for an Officer to place an Expiation Notice on a vehicle and the Notice can be posted to the registered owner or driver.
- 20. Q** I have received a "Reminder Notice" from the Council in respect of a Parking Expiation which tells me I can complete a statutory declaration if my car was being driven by someone else at the time of the offence. Several people drive my car and I can't remember who was driving at the time. If I tell the Council I don't know who was driving, can they still prosecute me?
- A** Yes. The owner of the vehicle may be legally responsible for the Parking Expiations unless he or she provides the full name and address of the driver at the time.

21. Q I used to own a Mazda 3, but sold it over a year ago through an advertisement in the paper. I didn't bother to retain the part of the vehicle transfer form headed "Disposal Notice" and realise now I broke the law by not doing so. In fact I signed the form and just handed the papers to the buyer. I figured it was his car now and he said he would see to the formalities of the transfer at Service SA. Three months later I started getting a whole series of parking fines notices. I rang the Council to find out what was going on and they said I was still the registered owner of the vehicle. What do I do now?

A (1) Provide a statutory declaration to the Council immediately giving the full name and address of the buyer of the vehicle together with a copy of any sale notice to back up your claim.

NOTE: when selling a motor vehicle, the seller is required by legislation to complete the disposal notice on the back of the registration certificate and forward it to Service SA within 14 days of the sale.

If the seller has not complete the disposal notice or retained the details of the purchaser, you may be held responsible for the parking expiations.

(2) You should also approach Service SA to resolve the situation concerning ownership of the vehicle.

22. Q I parked in a Parking Zone where I was required to purchase a ticket from a Ticket Machine. I put in three coins but one coin went straight through the machine and it issued me with a ticket for 30 minutes only. I borrowed another coin from my son and put it in the machine but it issued me with another 30 minute ticket with the time overlapping the first one. What do I do now?

A Display both tickets on the dashboard on the passenger side (i.e. nearest the kerb) of the vehicle. Instructions on ticket dispensing machines state that the ticket issuing button should not be pressed until sufficient time is indicated on the machine's visual display panel.

23. Q I had a doctor's appointment in the city and I was late. I drove around for ages looking for somewhere to park near the surgery but all spaces were full up. Eventually I spotted a place I thought I could just squeeze into although it did mean my car was across an entrance to a building. I knew I wouldn't be long and the building didn't look used. When I returned my car had gone and someone told me my car had been towed away. What do I do now?

A Call the Police. They will advise you whether your car has been towed away by the Police or the Council and if so who to contact to arrange recovery.

24. Q I parked in a Ticket Parking Zone but someone had vandalised the machine. Can I park all day in those circumstances without payment?

A No. The time limit still applies, even though you don't have to make payment. In some instances the machine may display an instruction that tickets must be purchased from another machine in the same zone.

25. Q My vehicle broke down and I had to leave it in a No Stopping Zone. What should I do to avoid getting Expiation Notices?

A If your vehicle is disabled in a No Stopping Zone, immediate action must be taken to resolve the situation by seeking assistance or arranging for the vehicle to be towed away. You should always leave a note in a prominent position on the passenger side of the vehicle (i.e. side nearest the kerb) and call the Council. If you do receive an Expiation Notice you will be required to produce documentary evidence (e.g. a letter from the RAA or similar service provider confirming that the vehicle was in fact broken down).

26. Q My child had a seizure and I had to rush her to the Women's & Children's Hospital. There was nowhere to park and I had to leave the vehicle partially in a No Stopping Zone. When I came out I had received an Expiation Notice. What should I do?

A To enable Council to give consideration to waiving the Expiation Notice, you will need to complete a 'Women's and Children's Hospital Authority (available on our website) and return it to Council by email, fax, post or person. This will enable Council to obtain information from the Hospital's Freedom of Information Officer to support the circumstances.

27. Q Can a holder of a current Disability Parking Permit purchase a ticket to park in Pirie Street which expires at 3.30pm and still have the 90 minutes concession, even though the zone changes to “No Standing” at 4pm.

A No. The 90 minute concession is only applicable while the time limit Parking Zone is in operation. Please note that the City of Adelaide does not require a Disability Parking Permit holder to purchase a ticket in a Ticket Parking Zone. However, the time restrictions still apply.

28. Q Can I buy a ticket from a machine before the time starts at 9am?

A Yes, providing there are no other restrictions that apply, tickets can be purchased from 4am with the time calculated from 8am.

29. Q Do parking restrictions apply on public holidays and am I still required to make payment for ticket parking?

A Time limits in on-street permissive parking areas do not apply on public holidays and payment is not required for ticket parking areas. This does not include off street ticket machine car parks which operate normally on public holidays.

However, any area covered by prohibited distances or indicated by a continuous yellow edge line is applicable at all times, as are the requirements regarding angle parking and parallel parking

Restricted areas such as No Stopping Zones, No Parking Zones, Loading Zones, Bus Zones, Taxi Zones and Permit Zones are applicable if the signs indicate that the restriction is:

- At All Times
- Any Day
- At Other Times
- Including Public Holidays

It is vital to read all signs that apply to the zone in which you are parking your vehicle.

30. Q I am a tradesperson working in the City. Can I park in a loading zone for longer than the period allowed?

A Tradespeople cannot park for longer than the period allowed in a Loading Zone, however, when they have active work to be completed in the City they may request to park in a time limit or ticket parking area by calling the Customer Service Centre on 8203 7203 to arrange an extension for the time required. Extensions are granted on a case-by-case basis having regard for congestion in the area requested and any other alternatives that may be available. Generally this will be for a one to two hour period but only in exceptional circumstances will it exceed a half day.

31. Q Can I park in my driveway, even though it blocks the footpath?

A No. That part of the driveway must be clear at all times for the safety of pedestrians.



Customer Centre
25 Pirie Street, Adelaide
Ph 8203 7203
cityofadelaide.com.au